







Check Valves | 4080 - 15 mm Check Valve**Features**

-  Easy to insert
-  100% factory tested for sealing operation
-  low headloss
-  low cracking pressure
-  External oring groove
-  Spring loaded plunger

Check Valve External Dimensions

OD#1	19.90
ID	9.20
Height	19.00

Materials

Outer Cap	
Inner Core	Acetal
Plunger	Acetal
Body	Acetal
Spring	304 S/S
Seal	NBR 4614
O'ring	NBR 4614

FLOW RATE CURVE**Certification**

Potable Water	AS4020
---------------	--------

Performance**Technical Data****Service Temperature**

Max C	60
Min C	0

Service Pressure

Max Kpa	2000
Min Kpa	0

Fluid	Clean Water
-------	-------------

Opening Pressure
[download and print pdf](#)
